

SMARTPHONE FILMING INSTRUCTIONS

contentgroup

When making presentations
or live streaming

FOR iPhone
Android

ORIENTATION



DON'T HOLD PHONE VERTICALLY




ACTUALLY, DON'T HOLD PHONE ANY WAY UP



MOUNT PHONE ON TRIPOD HORIZONTALLY (LANDSCAPE)

DISTANCE




TOO FAR



TOO CLOSE! STEP AWAY




THAT WINDOW IS TOO BRIGHT




NICER

AUDIO



USE AN EXTERNAL MICROPHONE*

e.g. RODE SmartLav
<http://www.rodemicrophones.com/smartlav>



WINNING. SMILE FOR THE CAMERA

*iPhones with only Lightning connectors will require extra stuff

ONCE YOU HAVE FINISHED READING PLEASE LEAVE THIS CARD IN YOUR SEAT POCKET

Images by Freepik / vectorpocket, jernastock, Starline, BIZKette1